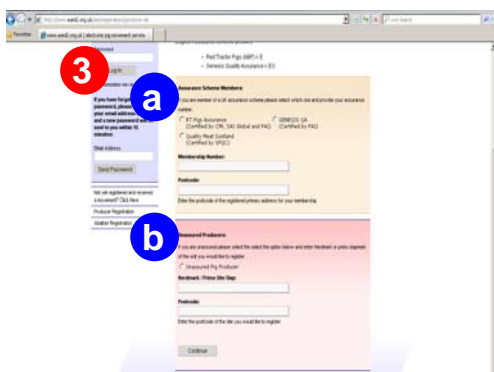


REGISTERING FOR eAML2 ACCESS



If you are already registered with the BPEX Online FCI service you don't need to register again - just log in with your Online FCI username and password

1. Go to www.eaml2.org.uk
2. On home page click on the 'Producer Registration' link to go to the registration screen



3.a Assured Producers:

- Select which scheme you are a member of
- Enter your assurance number
- Enter the postcode of the primary address for your membership
- Press continue

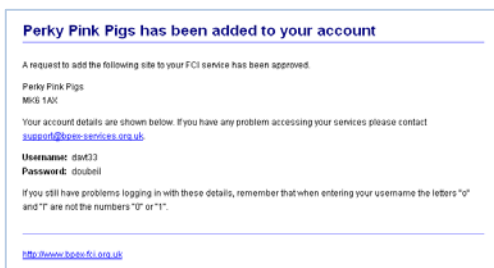
3.b Non-assured Producers:

- Enter the herd mark/slap mark of the unit you want to register
- Enter the postcode of the site you want to register
- Press continue



4. Complete your contact details

5. Your username & password will shortly be emailed to you, which means you are registered and can log in and use the eAML2 service.



Need help?

Contact us on the eAML2 helpline

Tel: 0844 335 8400* Fax: 0247 669 2405

Email: eaml2@bpep.ahdb.org.uk

*Calls are charged 5p per minute from standard BT phone lines

HOW TO SET UP A FARM-TO-FARM MOVEMENT



1/2. Producer Services

- Log into your account, click on 'set up a movement',
- Select 'I am sending pigs to a farm', search for 2 different items – this is for data protection.



3/4. Sending your first movement – The first time you set up a movement online you will be asked to confirm all of your production details. You only need to do this the first time using the site.

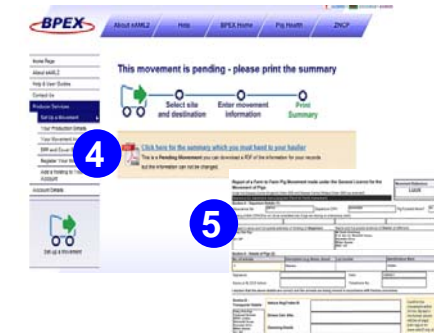
5. Printing the haulier summary sheet

- Once you have clicked on 'submit movement' click on blue link to print the 1 page pdf summary
- Hand it to your haulier or keep it yourself if self-hauling. This is legally required & the haulier retains this document for his records.

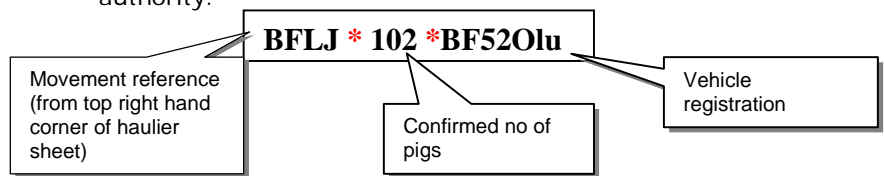


6. Provide the required feedback

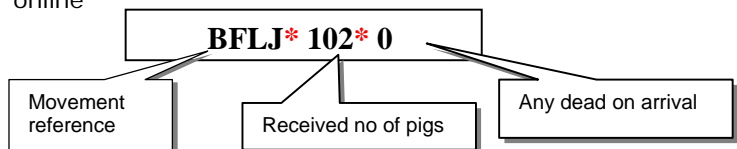
- Either in your eAML2 online account where you will see the movements requiring feedback automatically
- Or by sending a text message. Register the mobile on your online account first
- The format of the text message is simple and can be upper or lower case. You will always get an error or ok message when you have sent your text



7 a. sending farm within 24 hrs: confirm the exact number of pigs loaded & registration number on the day of the movement otherwise your movement can't be submitted to your local authority.



b. receiving farm must confirm the consignment within 3 days by text or online



*** always enter a space between the pieces of information**



8. Your Movement Archive

This is where your movements are saved and where you can access them any time for inspections or to print off if needed.